










As a community, we can work together to improve our Tribal land and water health by providing habitat for wildlife while promoting community involvement and environmental awareness. Planting trees contribute to urban cooling (provides shade and reduces energy demands), boosts property values, reduces soil erosion, removes harmful pollutants from the air and watershed which in turn helps keep our drinking water clean, and trees can reduce flooding and decrease the impacts of runoff and pollution. Native species are especially important near waterways because they can act as a buffer or filter to block contaminants from entering waterways. Help support local water quality by planting native species in your backyard today!

-  **Dig a shallow, broad planting hole**
-  **Straighten the tree in the hole**
-  **Fill the hole gently but firmly**
-  **Stake the tree, if necessary for support**
-  **Mulch the base of the tree**
-  **Provide follow-up care**

<https://www.arborday.org/trees/planting/bare-root.cfm>



**Questions, please contact
the Planning department
staff more information at
989.775.4014**




Planning Department
Nish Na Be Anong Rd.
Mt. Pleasant, Michigan 48858



989.775.4014



**Working Together To
Protect Our Environment**
www.sagchip.org




**FREE TREE
GIVEAWAY**

**Wednesday,
May 22, 2024**



**Working Together To
Protect Our Environment**

Tree Identification

Black Elderberry

- **Full grown height:**
5 to 12 feet
- **Sun preference:**
Full sun to partial shade
- **Soil/water requirements:**
Well-drained acid or alkaline soils
- **Anishinaabemowin word:**
Bigigwewanatig



Photo: See WEBP – Black Elderberry Cold Stream Farm – Photo Credit, Cold Stream Farm
Reference: <https://www.coldstreamfarm.net/product/black-elderberry-sambucus-canadensis/>

Eastern Redbud

- **Full grown height:**
25 to 35 feet
- **Sun preference:**
Full sun to partial shade
- **Soil/water requirements:**
Moist, nutrient rich soils
- **Anishinaabemowin word:**
Mskowaabgomish



Photo: See Saved WEBP – Eastern Redbud Cold Stream Farm – Photo Credit, Cold Stream Farm
Reference: <https://www.coldstreamfarm.net/product/redbud-cercis-canadensis/>

Gray Dogwood

- **Full grown height:**
10 to 15 feet
- **Sun preference:**
Any type of sun exposure
- **Soil/water requirements:**
Moist, well-drained soils
- **Anishinaabemowin word:**
Ziisgobmish




Photo: See Saved JPG, Gray Dogwood Cold Stream Farm – Photo Credit, Cold Stream Farm
Reference: <https://www.coldstreamfarm.net/product/gray-dogwood-cornus-nacemosa/>

Sugar Maple

- **Full grown height:**
75 to 100 feet
- **Sun preference:**
Full shade
- **Soil/water requirements:**
Moist, rich soils
- **Anishinaabemowin word:**
Aninaatig

Photo: See WEBP – Sugar Maple Cold Stream Farm – Photo Credit, Cold Stream Farm

Reference: <https://www.coldstreamfarm.net/product/sugar-maple-acer-saccharum/>



Sycamore

- **Full grown height:**
Up to 120 feet
- **Sun preference:**
Full sun
- **Soil/water requirements:**
Wet, nutrient rich soils
- **Anishinaabemowin word:**
Zhawemish

Photo: See JPG – Sycamore, NCSU – Photo Credit, NCSU Jim Robbins

Reference: <https://plants.ces.ncsu.edu/plants/platanus-occidentalis/>




Tuliptree

- **Full grown height:**
Up to 120 feet
- **Sun preference:**
Full sun
- **Soil/water requirements:**
Moist, nutrient rich soils
- **Anishinaabemowin word:**
Waabshki-zad

Photo: See JPG – Tuliptree Arbor Day Foundation – Photo Credit, Arbor Day Foundation

Reference: <https://www.arborday.org/trees/treeGuide/TreeDetail.cfm?ItemID=930>



White Cedar

- **Full grown height:**
60 to 80 feet
- **Sun preference:**
Full sun to partial shade
- **Soil/water requirements:**
Moist to wet, acidic soils
- **Anishinaabemowin word:**
Giizhik

Photo: See JPG – White Cedar NCSU – Photo Credit, NCSU S. Rae
Reference: <https://plants.ces.ncsu.edu/plants/chamaecyparis-thyoides/>



White Paper Birch

- **Full grown height:**
80 feet
- **Sun preference:**
Full sun or partial shade
- **Soil/water requirements:**
Acidic, moist, well-drained soils
- **Anishinaabemowin word:**
Wiigwas

Photo: See WEBP – Paper Birch, Cold Stream Farm – Photo Credit, Cold Stream Farm
Reference: <https://www.coldstreamfarm.net/product/paper-birch-betula-papyrifera/>



White Pine

- **Full grown height:**
100 to 200 feet
- **Sun preference:** Full sun
- **Soil/water requirements:**
Prefers moist, sandy soils but grows well in a variety of soil types
- **Anishinaabemowin word:**
Zhingwaak

Photo: See WEBP – Eastern White Pine Cold Stream Farm – Photo Credit, Cold Stream Farm
Reference: <https://www.coldstreamfarm.net/product/white-pine-pinus-strobus/>



Wild Black Cherry

- **Full grown height:**
50 to 60 feet
- **Sun preference:**
Full Sun
- **Soil requirements:**
Deep, moist, well-drained soils
- **Anishinaabemowin word:**
Ookwemizh

Photo: See Saved WEBP – Wild Black Cherry Cold Stream Farm – Photo Credit, Cold Stream Farm
Reference: <https://www.coldstreamfarm.net/product/wild-black-cherry-prunus-serotinal/>

